

DAWLADA PUNTLAND  
EE SOOMAALIYA



PUNTLAND STATE  
OF SOMALIA

Wasaaradda Qorsheynta, Horumarinta Dhaqaalaha iyo Iskaasahiga Caalamiga ah

Ministry of Planning, Economic Development and International Cooperation

Puntland Statistics Department

---

# **Shaacinta Istaatistikada Qiyaasta**

## **Wax-soosaarka Guud ee Puntland**

**Sanadaha 2012-2018**

**April 2020**

## **Hordhac**

Waaxda Istaatistikada Puntland oo ah waax ka tirsan Wasaaradda Qorsheynta, horumarinta dhaqaalaha iyo Iskaashiga Caalamiga ayaa labadii sano ee lasoo dhaafay ku hawlanayd soo-saarista qiyaasta waxsoosaarka gudaha Puntland ee sanadadii (2012-2018), hawshaan oo mudo hakad ugu jirtay sababo la xiriira turxaan bixinta cillado farsamo oo dhinaca xogta. Sanadkii 2011 ayey ahayd markii u dambaysay ee warbaxintaan si rasmiya loo daabaco,

Waaxda oo taageero farsamo aqooneed ka helaysa hay'ada Istaatistikada dalka Iswiidhan ayaa dabayaaqada sanadkii 2017 bilowday hawsha lagu qiyaasayo waxsoosaarka Puntland ee sanadii hakadku galay. Diyaarinta xirfadlayaashii shaqadaan qabanlahaa, iyo manhajkii hagilahaa raad-raacidda, soo arruurinta, kala shaadheynta, hagaajinta iyo hubinta sax-ahaanshaha xogta la helikaray, iyo hanaanka loo marayo qiyaasta wax-soosaarka guud ee gudaha Puntland, ugu yaraana waafaqsan hanaanka caalamiga ah ee shaqadaan loo qabto, si natiijadu u noqoto mid la isku haleyn karo ayaa qaadatay waqtigaas labada sano iyo dheeraadka ah.

Qeexitaan ahaan, Wax soosaarka guud ee gudaha ayaa loola jeedaa wadarta sicirka ay suuqa ku yaalaan dhammaan badeecadaha iyo adeegyada lagu soo saaray xuduud dhulleed cayimid, waqti mudeysan. Wax-soosaarka guud ee gudaha ayaa ah muujiye ka sawir bixiya heerka iyo kobaca tayada nololeed ee bulsho iyada oo laga anbaqaadayo aragtida oranaysa in tayada nololeed ee ummad walba ku xirantahay heerka awoodooda wax-soosaar.

Soo-saarista warbixintaan ayaa saldhig iyo gashi muhiim ah u ah dadaalada iyo go'aanada lagu hagaajinayo ama lagu sii hormarinayo dhaqaalaha. Wasaaradda Qorsheynta ayaa hadda kadib warbixintaan u daabicidoonta si sanadle ah, iyada oo sanad walba warbixintiisa la daabicidoono bartamaha sanadka xiga haddii Alle idmo.

## **Manhajka iyo Illaha Xogta**

Qiyaasta Wax-soosaarka guud ee gudaha Putnaland ayaa la sameeyey iyada oo laga eegayo dhinaca qeybaha kharashaadka dhaqaalaha, qaabkaan ayaa kamid ah 3da jid ee loo maro qiyaasida Waxsoosaarka guud. Dhinaca kale, qiyaastaan ayaan ku dhisan hanaan qabyo ah, maadama ay jirto dhammaystir la'aan dhanka xogta ah. Sidaa darteed natiijada warbixintaan waa in loo arkaa inay tahay mid tijaabo ah, mustaqbalka dhawna sixid iyo tayeyn ba lagu sameyn karo.

Illaha laga soo dhiraan-dhiriyeey xogaha qeybaha uu ka kooban yahay qaabka kharashaadka oo ah habka loo adeegsaday sameynta qiyaastaan ayaa kala ah:

- b. Kharashaadka qoysasku galaan,
- t. kharashaadka Maalgelinta ganacsiyada,
- j. kharashaadka dawladda,
- x. kharashaadka soo-dejinta badeecadaha, iyo
- kh. dhaqaalaha ka yimida dhoofka badeecadaha oo loo tixgalinayo kharash shisheeyuhu ku baxsheen dhoofsashada badeecadeheena

Xogta qeybta kharashaadka qoysaska ayaa laga soo qaatay xogtii lagu soo arruurshay sahanka isdaba jooga ah ee kharashaadka qoysaska wajigiisii 2aad ee laqabtay billowgii 2017.

Xogta qeybta kharashaadka dawladda ayaa laga soo xigtay buugaag sanadeedka miisaanaiyada ee wasaaradda maaliyada ee dawladda Puntland.

Xogta qeybaha dhoofinta iyo soo-dejinta loo adeegsaday ayaa isugu jirta isku dhafka xog laga soo xigtay Wasaaradda dekadaha iyo gaadiidka badda Puntland, tilmaanta hanaanka istaastikada ganacsiga ee wadamada Soomaalidu laleeyihiin xiriir ganacsi (Direction of trade statistics) iyo qiyaas laga qaatay xogta dhoofka iyo soo-dejinta Puntland ee warbixintii wax-soosaarka Puntland ee 2011.

Xogta qeybta kharashaadka maalgelinta ayaa laga soo dhiraan-dhiriyeey xogta badeecadaha dibbada ka yimaada iyo maleyn qiyaaseed ay khubaradii hawshaan gacanta ku hayey ku saleeyeen qiyaasta badeecadaha maal-gashiga loo adeegsado ee dalka gudahiisa laga soo-saaro.

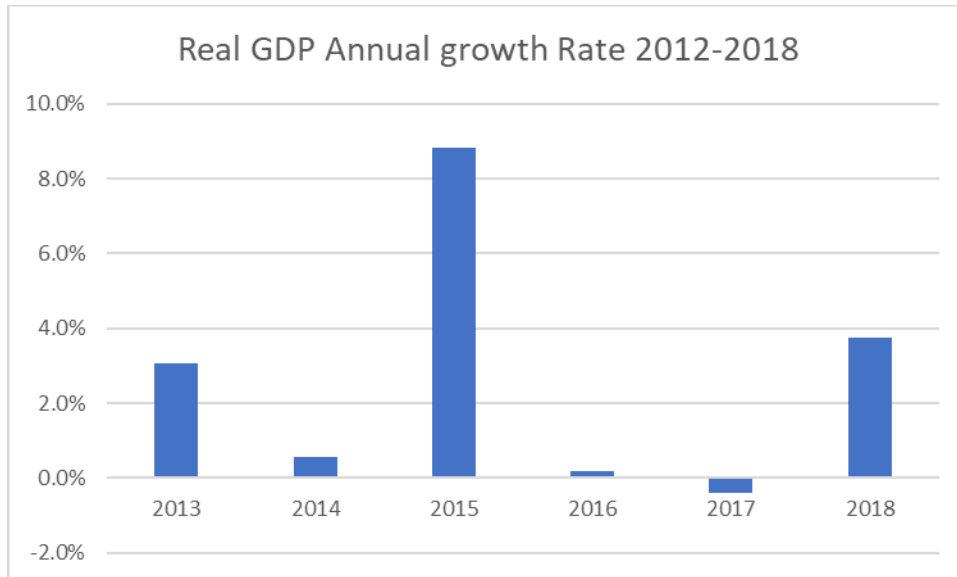
Xogta tusaha sicirka adeegga dambiisha (Consumer Price Index) oo ay si joogta ah u sameyso Waaxda Istaastikada ayaa loo adeegsaday sixidda saameynta sicir-bararka badeecadaha,

Xogta sahanka qiyaasta dadweynaha Soomaaliya ee la qabtay sanadkii 2014 ayaa isna la adeegsaday.

### **Qiyaasta Waxsoosaarka Guud ee Gudaha Puntland ee Sanadadii (2012-2018)**

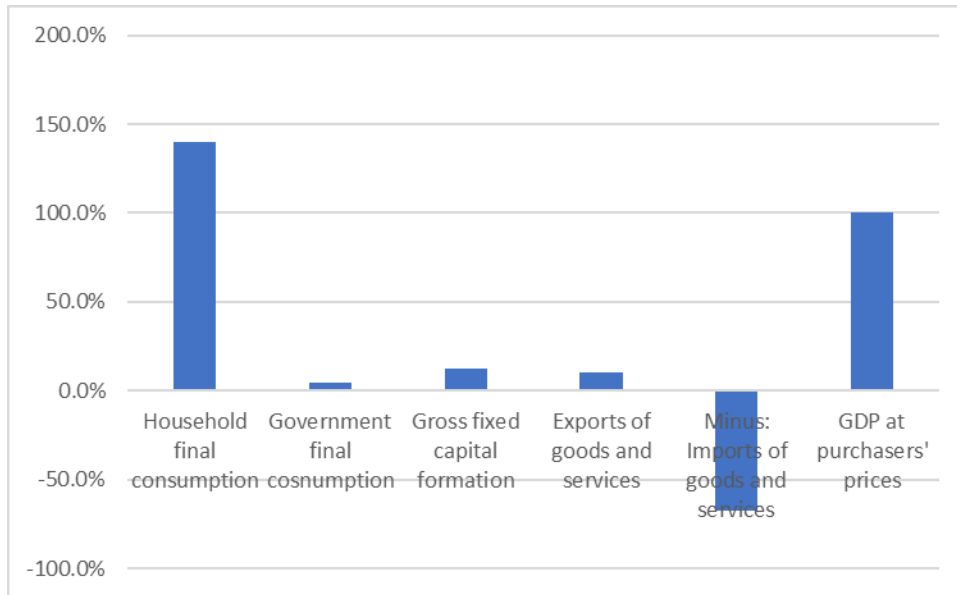
Qiyaaasta wax-soosaarka guud ee gudaha Puntland ayaa sanadkii 2018 ku qiimeysnaa \$1,798 milyan marka lagu qiimeyo sicirka badeecaduhu suuqa ku yaaleen sanadkaas. Si kale haddii loo

dhigana noqonaysa ku dhawaad \$1.8 bilyan. Waxsoosaarka guud dakhliga calaa qof ku aadayey sanadkaas ayaa ahaa \$371. Dhaqaalaha Puntland ayaa marka laga sifeeyo saameynta sicir-bararka kordhay 16.8% intii u dhaxaysay sanadadii 2012-2018. Taas oo ka dhigan in celcelis ahaan Waxsoosaarka guud ee gudaha Puntland sanadkiiba kordhayey 2.7%. waa koritaan aad u hooseeya marka loo eego kororka dadweynaha.



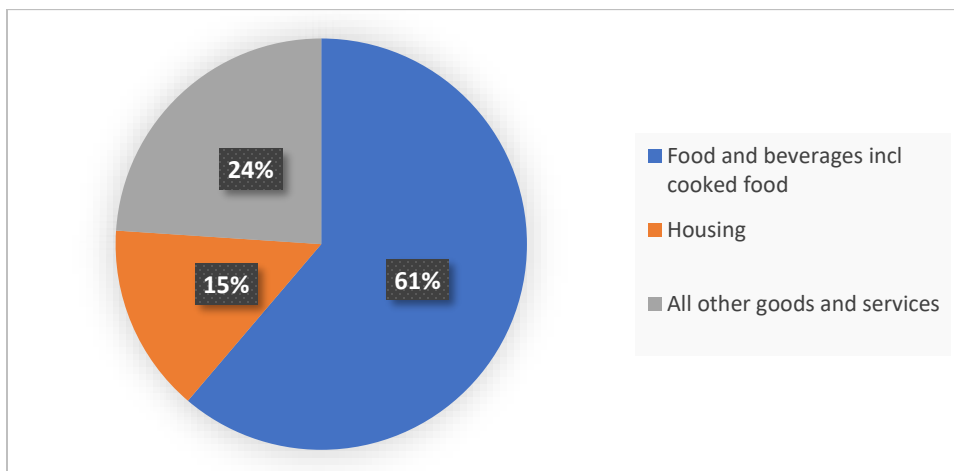
### **Saamiga Qeybaha Hanaanka Kharashaadku mid walba ka yahay Waxsoosaarka Guud ee dhaqaalaha 2018**

Wadarta kharashka qoysasku u isticmaalaan iibsiga badeecadaha iyo adeegyada isticmaalkoodu joogtada yahay ee sanadkii 2018 ayaa ka badnaa wadarta waxsoosaarka guud ee dhaqaalaha Puntland ee isla sanadkaas, kaas oo boqolkiiba 140 ka ah Wax-soosaarka gudaha. Qiyaasta kharashka abuurista hantida gumaartida ah ayaa 12.8 boqolkiiba ka ahaa wax-soosaarka guud ee sanadkaas. Dhanka kale, kharashka dawladda ayaa 4.8 boqolkiiba ka ah wax-soosaarka guud. Dhaqaalaha dhoofinta badeecadaha gudaha ayaa wax-soosaarka guud ka ahaa 10.3 boqolkiiba. Ugu dambeyntii, kharashadka Puntland uga baxay soo-dejinta badeecadaha banaanka ka yimaada ayaa u dhigmayey 68 boqolkiiba waxsoosaasaaarkii sanadkaas.



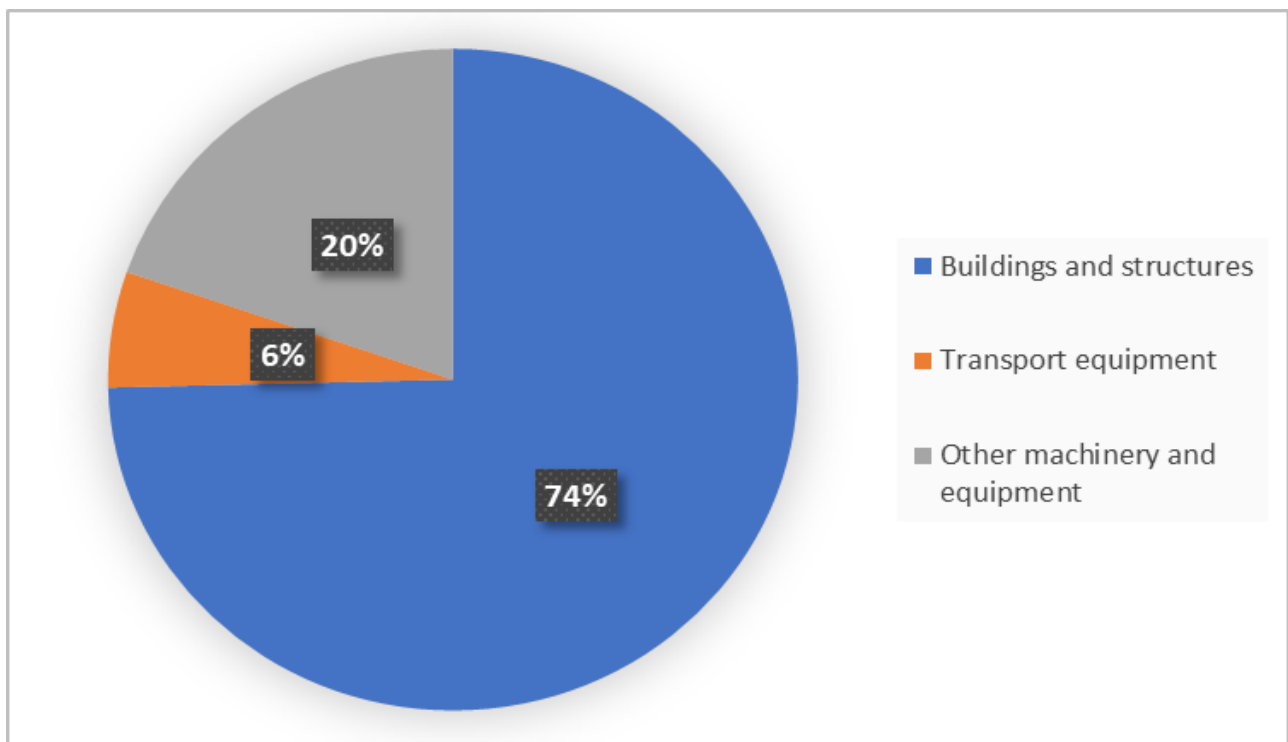
## Qiyaasta Wadarta Kharash Isticmaalka qoysaska ee 2018

Wadarta kharashka qoysasku u isticmaalaan iibsiga badeecadaha iyo adeegyada isticmaalkoodu joogtada ayaa sanadkii 2018 gaarayey \$2,512 milyan ama 2.5 bilyan oo lacagta mareykenka ah waa marka lagu qiimeeyo qiimaha ay badeecaduhu sanadkaas suuqa ku yaaleen. Celcelis ahaan kobaca sanadlaha ah ee intii u dhaxaysay 2012 ilaa 2018 ayaa ahaa 5.3 boqolkiiba marka laga sifeeyo saameynta sicir bararka. Kharashaadka quudka qoysaska ayaa 61 boqolkiiba ku baxay iibsiga cuntada iyo cabitaanada, halka kharashka la xiriira guryaha iyo agabkooduna ka ahaa 15 boqolkiiba. Badeecadaha intaas kaso hara ayaa iyaga kharashaadka qoysaska ka ahaa boqolkiiba 24 soo haray.



## Kharashaadka Abuurista hantida maguurtada ah ee 2018

Marka lagu saleeyo qiimaha ay badeecaduhu suuqa ku yaalaan, kharashkii ku baxay hantidii maguurtada ahayd ee sanadkaas ka abuurantay gudaha Puntland ayaa qiyaastii ahayd \$230 milyan. Celcelis ahaan kobaca sanadlaha ah ee kharashka abuurista hantida ma guurtada ah ayaa intii u dhaxaysay 2012 ilaa 2018 ahaa 6.4 boqolkiiba. Kharashaadka dhismaha ayaa 74 boqolkiiba ka ah kharashka guud. Gaadiidka iyo qalabka la xiriira ayaa Iyana kharashka ka ahaa 6 boqolkiiba, halka mashiinada iyo agabka birta culusna ka ahaayeen 20 boqolkiiba.

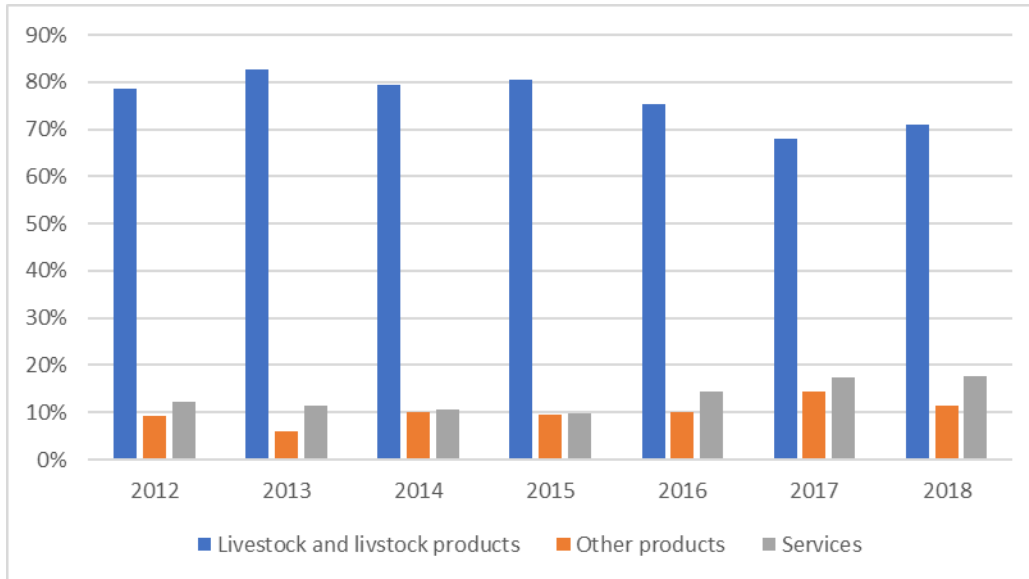


## Dhoofinta Badeecadaha

Dhaqaalaha kaso xarooday badeecadaha ka dhoofay Puntland ayaa gaarayey 185 milyan oo Dollarka Mareynkanka ah sanadkii 2018 marka lagu qiimeeyo sicirka badeecaduhu suuqa ku yaaleen markaas. Celcelis ahaan, kobaca sanadlaha ah ee dakhliga ka yimaada dhoofka badeecadaha ayaa sanadkaas ahaa koboc dhan 1.7 boqolkiiba, dhoofka xoolaha nool iyo badeecadaha ka yimaada xoolaha sida hargaha ayaa 70 boqolkiiba ka ahaa dakhliga guud ee ka yimid dhoofka badeecadaha. Dakhliga kasoo xarooda adeegyada loo qabto shirkadaha shisheye

ayaa isna 18 boqolkiiba ka ah dakhliga guud ee dhoofinta. Dakhliga ka yimaada dhoofinta badeecadaha kale sida fooxa iyo kalluunka ayaa 12 boqolkiiba ka ahaa dhoofinta guud.

FG: Maadama aynu qiyaasida waxsoosaarka u marnay qaabka kharashaadka, dakhliga naga soo gala dhoofinta waxaa loo tixgelin kharash ajaanibtu galeen si ay u helaan badeecadaheena.



## Soo-dejinta Badeecadaha

Wadarta dhaqaalaha ku baxay badeecadah Puntland yimaada ayaa sanadkii 2018 qiyaastii gaarayey 1,215 milyan oo Doolarka Mareykana ah. Si kale haddi loo dhahana noqonaysa \$1.2 bilyan. Koboca sanadlaha ah ee mudadii u dhaxaysay 2012 ilaa 2018 ayaa celcelis ahaan gaarayey 10.2 boqolkiiba. Kharashka ku baxay soo dhoofinta cuntada iyo cabitaanada ayaa 41 boqolkiiba ka ahaa kharashka guud ee ku baxay soo dejinta badeecadaha. Halka kharashka ku baxay soo-dejinta badeecadaha la xiriira abuurista dhismaha hantida maguurtada ah ayaa kharashka guud ee soodejinta ka ahaa 13 boqolkiiba.





---

**Shax 2****Wax soo saarka gudaha qiimayasha joogtada ah malyan doolaris**

	<b>2012</b>	<b>2013</b>	<b>2014</b>	<b>2015</b>	<b>2016</b>	<b>2017</b>	<b>2018</b>
Kharashka qoysaska	2,000	2,083	2,177	2,267	2,400	2,556	2,731
Kharashka Dawlada	38	42	49	51	61	78	92
Kharshka Maalgashiga	156	161	168	186	197	212	226
Alaabta iyo adeegyada la dhoofiyo	187	190	218	249	213	181	197
Alaabta iyo adeegyada la soo dejiyo	-770	-815	-941	-936	-1,051	-1,215	-1,365
<b>Wax soo saarka gudaha qimaha joogta ah</b>	<b>1,611</b>	<b>1,661</b>	<b>1,670</b>	<b>1,817</b>	<b>1,821</b>	<b>1,813</b>	<b>1,881</b>
<b>Saamiga uu qofkii helayo</b>	<b>383</b>	<b>395</b>	<b>386</b>	<b>408</b>	<b>398</b>	<b>385</b>	<b>389</b>

---

**Shax 3****Wax soo saarka gudaha saamiga boqolayda ah, ee qiimayasha hada**

	<b>2012</b>	<b>2013</b>	<b>2014</b>	<b>2015</b>	<b>2016</b>	<b>2017</b>	<b>2018</b>
Kharashka qoysaska	124.6	125.1	129.5	124.1	131.8	141.0	139.7
Kharashka Dawlada	2.2	2.5	2.9	2.8	3.4	4.3	4.8
Kharshka Maalgashiga	8.4	8.3	9.1	8.7	9.9	11.7	12.8
Alaabta iyo adeegyada la dhoofiyo	10.5	10.0	12.2	12.7	11.4	10.0	10.3
Alaabta iyo adeegyada la soo dejiyo	-45.7	-45.9	-53.7	-48.3	-56.6	-67.0	-67.6
<b>Wax soo saarka gudaha ee qiimayasha hada</b>	<b>100.0</b>	<b>100.0</b>	<b>100.0</b>	<b>100.0</b>	<b>100.0</b>	<b>100.0</b>	<b>100.0</b>

---

**Shax 4****Wax soo saarka gudaha saamiga boqolayda ah, ee qiimayasha joogta ah**

	<b>2012</b>	<b>2013</b>	<b>2014</b>	<b>2015</b>	<b>2016</b>	<b>2017</b>	<b>2018</b>
Kharashka qoysaska	124.1	125.4	130.4	124.8	131.9	141.0	145.2
Kharashka Dawlada	2.4	2.6	2.9	2.8	3.4	4.3	4.9
Kharshka Maalgashiga	9.7	9.7	10.0	10.2	10.8	11.7	12.0
Alaabta iyo adeegyada la dhoofiyo	11.6	11.4	13.0	13.7	11.7	10.0	10.5

Alaabta iyo adeegyada la soo dejiyo	-47.8	-49.1	-56.4	-51.5	-57.7	-67.0	-72.5
<b>Wax soo saarka gudaha saamiga</b>							
<b>boqolayda ah, ee qiimayasha joogta ah</b>	<b>100.0</b>	<b>100.0</b>	<b>100.0</b>	<b>100.0</b>	<b>100.0</b>	<b>100.0</b>	<b>100.0</b>

#### Shax 5

<b>Wax soo saarka gudaha, qiimayasha hada isbedelka boqolayda ah ee sanadka</b>	<b>2012</b>	<b>2013</b>	<b>2014</b>	<b>2015</b>	<b>2016</b>	<b>2017</b>	<b>2018</b>
Kharashka qoysaska		7.7%	0.2%	6.5%	-2.5%	1.1%	-1.7%
Kharashka Dawlada		19.0%	15.9%	6.8%	10.0%	20.2%	9.7%
Kharshka Maalgashiga		6.2%	5.8%	5.5%	5.2%	11.3%	8.7%
Alaabta iyo adeegyada la dhoofiyo		2.7%	17.8%	16.1%	-17.6%	-17.3%	1.9%
Alaabta iyo adeegyada la soo dejiyo		7.9%	13.2%	0.0%	7.4%	11.9%	0.0%
<b>Wax soo saarka gudaha, qiimayasha hada isbedelka boqolayda ah ee sanadka</b>		<b>7.2%</b>	<b>-3.2%</b>	<b>11.1%</b>	<b>-8.2%</b>	<b>-5.5%</b>	<b>-0.8%</b>

#### Shax 6

<b>Wax soo saarka gudaha, qiimayasha joogtada ah isbedelka boqolayda ah ee sanadka</b>	<b>2012</b>	<b>2013</b>	<b>2014</b>	<b>2015</b>	<b>2016</b>	<b>2017</b>	<b>2018</b>
Kharashka qoysaska		4.1%	4.5%	4.2%	5.9%	6.5%	6.8%
Kharashka Dawlada		12.1%	15.5%	4.4%	19.9%	27.6%	17.6%
Kharshka Maalgashiga		3.0%	4.4%	10.7%	6.0%	7.8%	6.7%
Alaabta iyo adeegyada la dhoofiyo		1.5%	14.8%	14.4%	-14.4%	-15.0%	8.7%
Alaabta iyo adeegyada la soo dejiyo		5.9%	15.5%	-0.6%	12.3%	15.5%	12.4%
<b>Wax soo saarka gudaha, qiimayasha joogtada ah isbedelka boqolayda ah ee sanadka</b>		<b>3.1%</b>	<b>0.5%</b>	<b>8.8%</b>	<b>0.2%</b>	<b>-0.4%</b>	<b>3.8%</b>

#### Shax 7

<b>Celcelis ahaan kororka sanadlaha ah ee qiimayasha joogta ah 2012-2018</b>	<b>celcelis</b>
Kharashka qoysaska	5.3%

Kharashka Dawlada	16.2%
Kharshka Maalgashiga	6.4%
Alaabta iyo adeegyada la dhoofiyo	1.7%
Alaabta iyo adeegyada la soo dejiyo	10.2%
<b>Celcelis ahaan kororka sanadlaha ah ee qiimayasha joogta ah 2012-2018</b>	<b>2.7%</b>

---

#### Shax 8

##### Isbedelka boqolayda ah ee 2012-2018 qiimaha joogtada ah

	Celcelis
Kharashka qoysaska	36.5%
Kharashka Dawlada	142.9%
Kharshka Maalgashiga	45.0%
Alaabta iyo adeegyada la dhoofiyo	5.4%
Alaabta iyo adeegyada la soo dejiyo	77.3%
<b>Isbedelka boqolayda ah ee 2012-2018 qiimaha joogtada ah</b>	<b>16.8%</b>

---

#### Shax 9

##### Wax soo saarka gudaha celciliska saamiga

##### boqolayda ah, ee qiimayasha hada 2012 - 2018

	Celcelis
Kharashka qoysaska	130.8%
Kharashka Dawlada	3.3%
Kharshka Maalgashiga	9.9%
Alaabta iyo adeegyada la dhoofiyo	11.0%
Alaabta iyo adeegyada la soo dejiyo	-55.0%
<b>Wax soo saarka gudaha celciliska saamiga boqolayda ah, ee qiimayasha hada 2012 - 2018</b>	<b>100.0%</b>

---